

## Information about your brand

Lorem ipsum dolor sit amet, consectetur adipiscing elit, sed diam nonummy nibh Lorem ipsum dolor sit amet, consectetur adipiscing elit, sed diam nonummy nibh

## Contact information

Address  
Email  
Phone number

[www.smilewhite.co.uk](http://www.smilewhite.co.uk)



"I booked an appointment with my dentist where he explained the process and showed me how my smile would look. The results were amazing. The process was easy and exciting!"

— Amira



"I liked the fact that SmileWhite were so quick and easy to get started. I have gained so much more confidence and was so happy to know I can fix one of my insecurities without it getting in the way of my daily life."

— Sahra

## What to expect with SmileWhite aligners



### SmileWhite aligners box

You will receive your SmileWhite aligners box containing your clear aligners and accessories to assist you on your journey to a better smile.



#### Chewies

To help properly place your clear aligners



#### Removal Tool

To make removing your clear aligners easier



#### Case

To place clear aligners in when eating



### 22 hours/day

Clear aligners are made to be worn 22 hours a day except when eating and drinking.



### 1-2 weeks

Expect to switch to a new tray of clear aligners every 1-2 weeks depending on your doctor's recommendation.



### No food restrictions

With clear aligners, you don't have to sacrifice your favorite food, all you have to do is remove your clear aligners and enjoy any meal!



### Lots of compliments!

You will start seeing a difference after the first few weeks and others will notice as well! Because clear aligners are nearly invisible, these changes will be more noticeable.



## Goodbye metal braces, hello clear aligners!

# SmileWhite®

# SmileWhite

## The discreet way to straighten your teeth



### Why SmileWhite aligners?

- Nearly invisible
- Easily removable
- More comfortable
- Highly effective

## SmileWhite aligners for every case

Just as effective as regular orthodontic braces, SmileWhite aligners are made for patients with crooked teeth who want to straighten them without compromising their lifestyle.



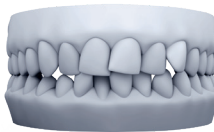
#### Open Bite

Your top and bottom teeth do not meet.



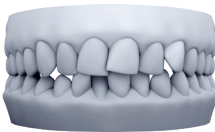
#### Gapped Teeth

When there are unwanted spaces between your teeth.



#### Deep Bite

When the upper front teeth overlap more than 30% of the lower front teeth.



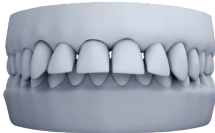
#### Crowding

When insufficient space in the jaws does not allow the teeth to line up correctly in their proper positions.



#### Crossbite & Underbite

When one or more of your bottom teeth sit outside your top teeth.



#### Increased Overjet

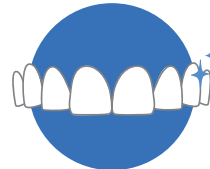
When the top front teeth are protruded or flared out at an angle.

## Your smile journey



### Schedule an appointment with a certified doctor

Book a consultation for a scan or an impression of your teeth.



### Visualize your smile transformation

After your treatment plan is ready, you will be able to visualize your results using 3D imaging and learn the expected duration of the treatment.



### Start your smile journey!

After you and your doctor agree on the treatment plan, your clear aligners will be ready and you can begin your journey towards your new smile!



## Why people prefer SmileWhite aligners



"By using SmileWhite aligners, I feel so much more confident with my smile! The experience has been great; they're invisible, comfortable and painless. "

— Lara



"SmileWhite gave me the smile that I always wished for. The process was very easy. They're invisible, removable and so convenient!"

— Yedviga